
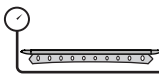





VEHICLE					PIONEER	CONNECTOR	HEIGHT ADDED mm / in	
TOYOTA Hilux Double Cab Gen 8 Pickup-Ute Bare Roof 4dr					62100	RTHB1	92.1 / 3.6	
REGION	AUS	NZ	USA	CA	SA	UK	EU	ZA
AVAILABILITY	✓	✓	✗	✗	✗	✓	✓	✓
RUN DATES	2015 -	2015 -	-	-	-	2015 -	2015 -	2015 -
VEHICLE NOTES	Requires RTS556 Tracks -							

VISIT THE ONLINE CALCULATOR FOR CURRENT SYSTEM LOAD LIMIT DATA




DYNAMIC LOAD LIMIT (ON AND OFF-ROAD):
***USE THE VEHICLE MANUFACTURER'S MAXIMUM ROOF ALLOWANCE IF IT IS LOWER THAN THE FIGURE LISTED**

 CARGO	 SYSTEM WEIGHT	+	=	 LOAD LIMIT	OR	 Max kg
UP TO 99 Kg 217 lbs				UP TO 120 Kg 265 lbs		*VEHICLE MANUFACTURER'S ROOF LOAD LIMIT


TOTAL STATIC LOAD LIMIT: UP TO 300 Kg / 661 lbs*

UNDERBAR SPACING

	FRONT						REAR	
								
BAR	A	B	C	D	E	F	G	
DIMENSION (CM)	-54.5	0	52					
SPACERS REQ'D								
CONNECTOR	BACKBONE		BACKBONE					
OUTER UNDERBAR COVER (mm/in)	Refer to Step 13 in Pioneer Series 6 Fitting Instructions to trim B and C							
CENTRE UNDERBAR COVER (mm/in)	Refer to Step 13 in Pioneer Series 6 Fitting Instructions to trim A							

NOTES FOR DEALERS / FITTERS

It is your responsibility to ensure these fitting instructions are given to the end user or client.